


LeMoyne Stars

Quilt Notes

- ◆ Quilt size is 63 x 78
- ◆ Block size is 12 inches finished (12.5 with seam allowances)
- ◆ Squares are cut 3.5 inches
- ◆ Half Square triangles are 3.5 inches with seam allowances
- ◆ Blocks are set 4 across and 5 rows down.
- ◆ Sashing is cut 3.5 inches wide
- ◆ Border is cut 3.5 inches

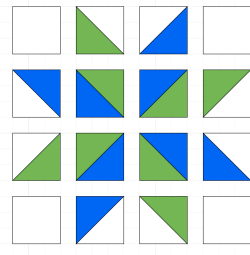


Make 20 star blocks

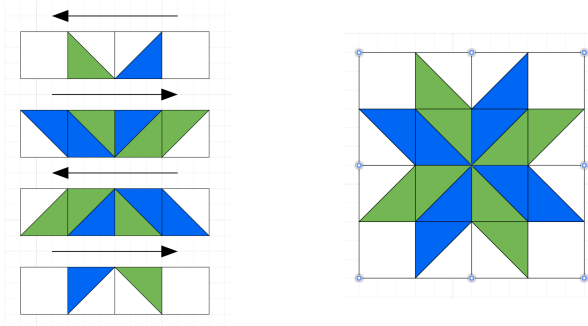
Each block requires:

1. 4 background squares cut 3.5 inches
2. 4 HSTs with your blue and background fabrics that measure 3.5 inches
3. 4 HSTs with your green and background fabrics that measure 3.5 inches
4. 4 HSTs with your green and blue fabrics that measure 3.5 inches

Sew all your HST blocks and press the seam open and then arrange them as shown below.



Sew the blocks into rows pressing in the direction of the arrows and then sew the rows together.



Sew sashing on the right side of each block except the last block in each row as shown below (cut 3.5 x 12.5) and sew the row of blocks together. Then sew a sashing strip on the bottom of every row except the last row. Measure your rows to get the length of this strip - it will be cut 3.5 inches wide x the width of your rows. Assemble as shown below and then sew rows together and add the border which is also cut 3.5 inches.

