


Friendship Star 2

- Quilt size will be approximately 63 x 81
- Set blocks 7 x 9
- Block size is 9 inches finished (9.5 inches with seam allowances)
- HST are 3.5 inches with seam allowances
- Squares are cut 3.5 inches.
- Although my drawing shows all the stars the same color, my quilt was made with each star from a different fabric



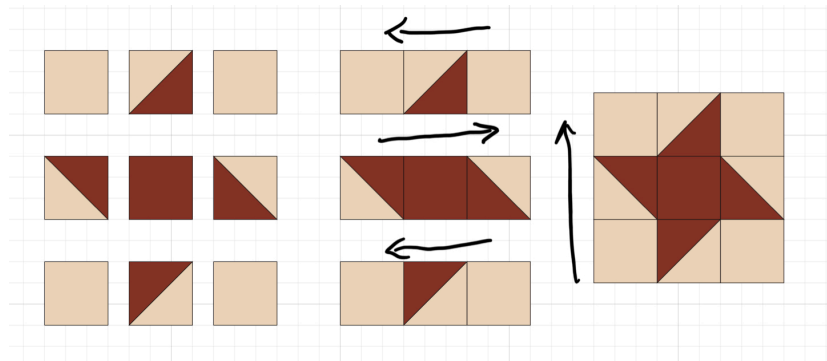
MaryQuilts.com - 2020

Block A - Friendship Star - Make 31

Each star block will use:

- 4 half square triangles (HSTs) that measure 3.5 with seam allowances
- 4 background squares cut 3.5 inches
- 1 center square measuring 3.5 inches

Press HSTs to the dark and assemble the block as shown below pressing seams in the direction of the arrows.

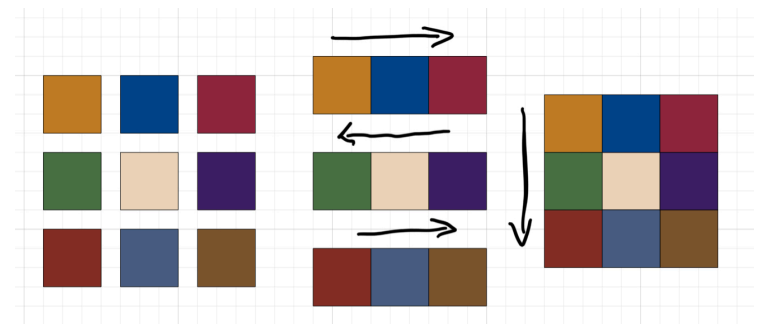


Block B - 9 patch - make 32

Each 9 patch block will use:

- 1 background square cut 3.5 inches
- 8 colored squares in various fabrics cut 3.5 inches

Assemble the block as shown below pressing seams in the direction of the arrows.



Assemble the quilt top starting with a 9 patch block and alternating with Star blocks. Layout blocks 7 across and 9 rows down. Referring to the drawing on page one of these instructions.

I typically do not provide fabric amounts but along with many scraps of colored fabric I used about 2.5 yards of my neutral background fabric. Your requirements may vary depending on how you make your half square triangles.