


Sailboats

- Quilt size will be 40 x 50
- Blocks are set 3 x 4
- Use a variety of prints for the boats.
- Each block is framed by a single fabric the same color as the boat and cut 1.5 inches
- Inner border is cut 1.5 inches
- Outer border is cut 4.5 inches

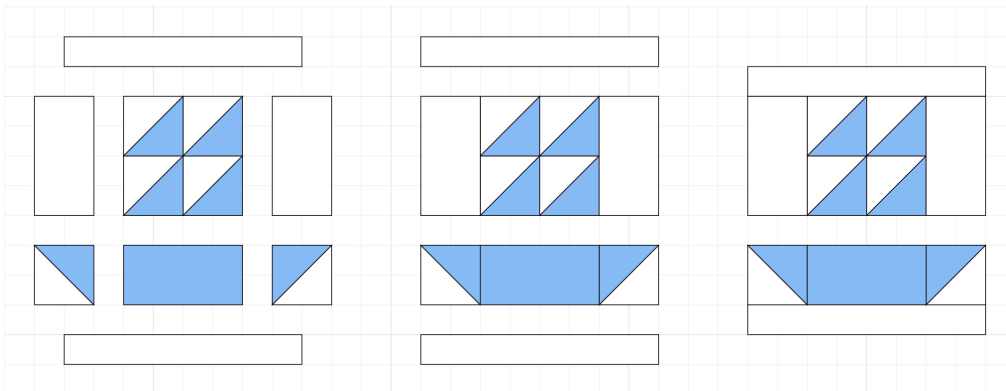


Piecing sailboat blocks

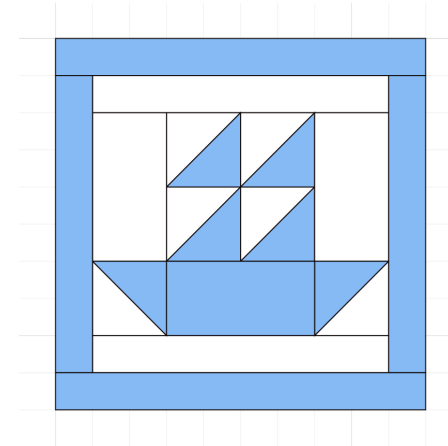
For each block you will need

- 6 half square triangles that measure 2 inches finished. (use small go die)
- 2 rectangles from background fabric cut 1.5 x 8.5
- 2 rectangles from background fabric cut 2.5 x 4.5
- 1 rectangle from print fabric cut 2.5 x 4.5

Piece the half square triangles and then assemble the block as shown below. Block should measure 8.5 with seam allowances.



Frame blocks with strips cut 1.5 inches. Block should measure 9.5 inches with seam allowances.



Repeat for all 12 blocks, assemble blocks 3 across and 4 blocks down and then add borders.