


Maureen's Blue Stars

- Quilt size will be 104 x 123
- Block size is 16 inches (16.5 with seam allowances)
- Blocks are set 5 x 6
- Sashing is cut 3.5 inches, I also used cornerstones cut 3.5 inches square when sashing this quilt because it helps me make sure the rows are all aligned.
- Outer border is cut 6.5 inches
- Fabric estimates - I added an extra yard to EQ7 estimates because I cut my half square triangles with my GO die and that takes a little more fabric
 - Blue - 11.5 yards for blocks, border, and binding
 - White - 5.5 yards



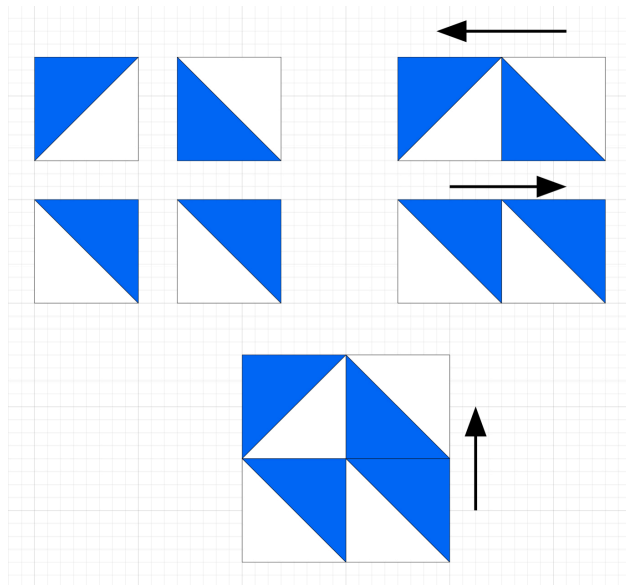
Piecing blocks

For each block you will need 16 HSTs - half square triangles
triangles should measure 4.5 inches with seam allowances

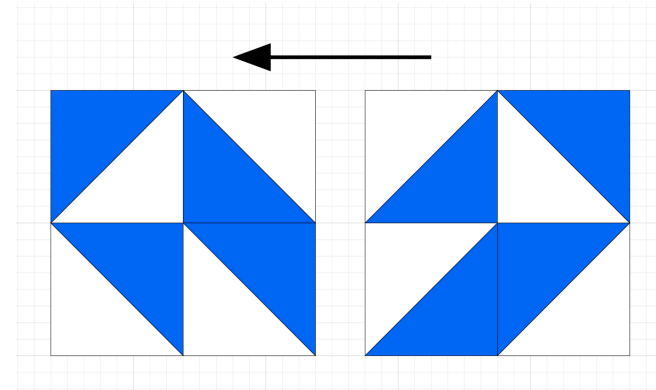
You will always piece the 4 HSTs together exactly the same and then will rotate 4 sections to create the Star block.

Start by piecing 4 HSTs as shown below, pressing in the direction of the arrows.

Be careful to press each section exactly like shown so the seams will be going in different directions and lock together when you go to assemble the sections.



Piece 4 sections exactly as shown to the left for each block and sew two together rotating the one on the right as shown below.



Make 2 halves exactly the same and you will flip the bottom one around and sew them together.

