


RWB Rail Fence and Friendship Stars

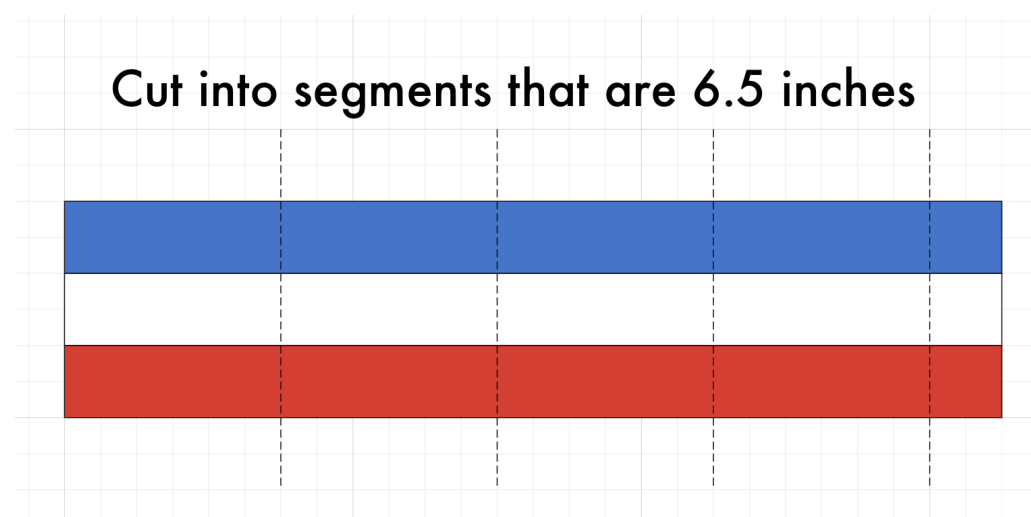
Quilt Notes

- ◆ Quilt size is 60 x 78
- ◆ Block size is 6 inches finished (6.5 with seam allowances)
- ◆ Blocks are set 10 across and 13 rows down.
- ◆ My quilt will not have borders but if you want borders piece fewer blocks.



Rail Fence Blocks - make 116

Rail Fence blocks can be made from strip sets or from scraps. Strips are cut 2.5 inches. Sew blue, white, and red strips together as shown below and cut into 6.5 inch segments. Normally I press toward the dark fabric but in this case I will press toward the white so they will nestle with the Friendship Star blocks.



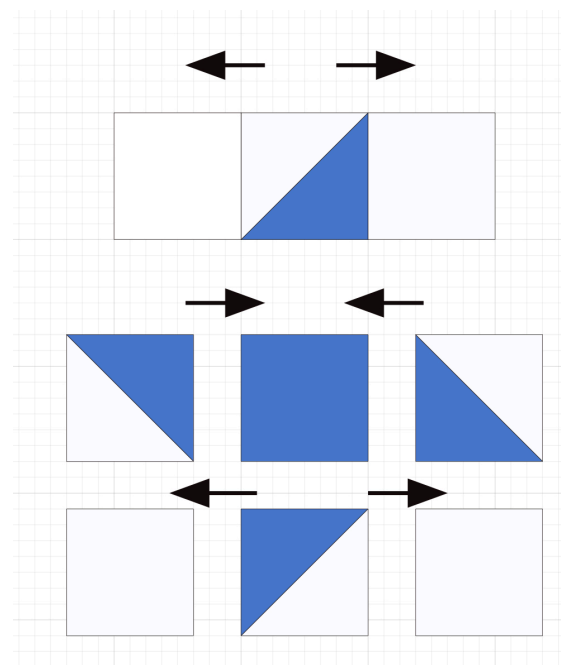
Friendship Star Blocks - make 14

Use whatever method you want for making half square triangles. Each block will need 4 HSTs. I either use my Accuquilt GO or Thangles to make mine.

For each Friendship Star block you will need.


- 4 white squares cut 2.5 inches
- 4 blue and white half square triangles that measure 2.5 inches - the finished size of your HST will be 2 inches when sewn into the block but they should measure 2.5 inches before.
- 1 blue square cut 2.5 inches

Lay out your 9 squares as shown below and sew together in rows like you would a 9 patch block, pressing in the direction of the arrows.

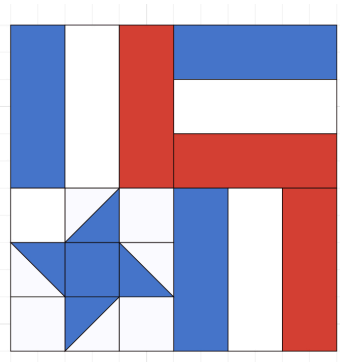


Assemble

I like to assemble my quilt in sections so I'll sew 4 blocks together looking at the quilt diagram on the first page of these instructions. Some sections will have 4 rail fence blocks.



And some sections will have a Friendship Star. The Star block will be in different locations in the sections depending on how they are placed in the quilt.



Because there are 13 rows in the quilt, your last sections will have 6 blocks, 2 across and 3 down.

If this is too confusing for you, you can always sew your blocks together in rows.

I will bind my quilt in blue.

Fabric Estimates

I normally don't provide fabric amounts because my quilts are scrappy but I drafted this quickly in EQ7 to get the following UNTESTED amounts. If you're like me, you'll add a little extra just in case!

Blue - 2.5 yards (includes binding)

White - 2.25 yards

Red - 1.75 yards